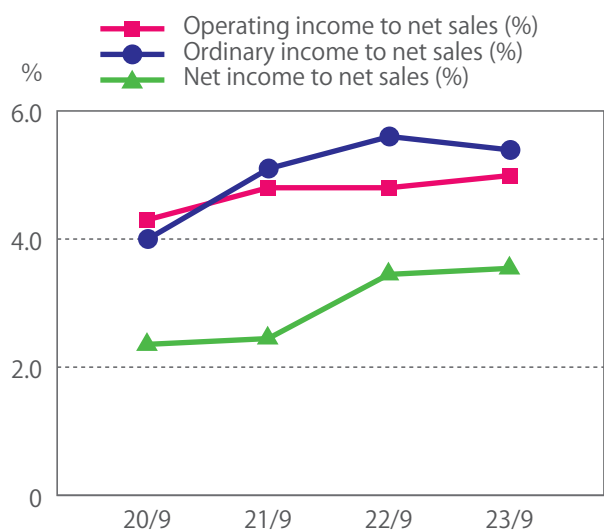
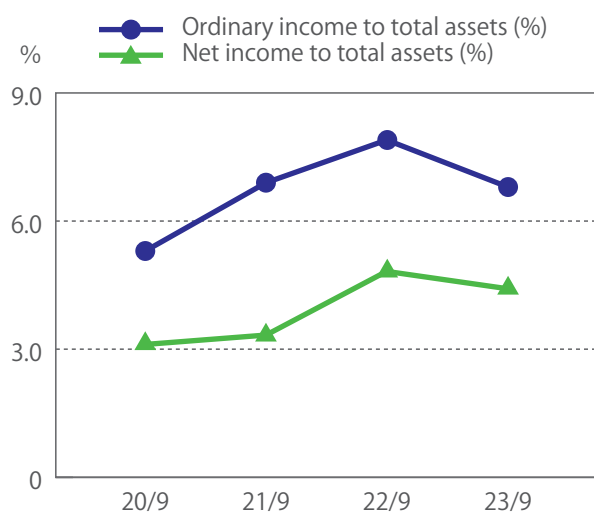


3. Profitability | Efficiency

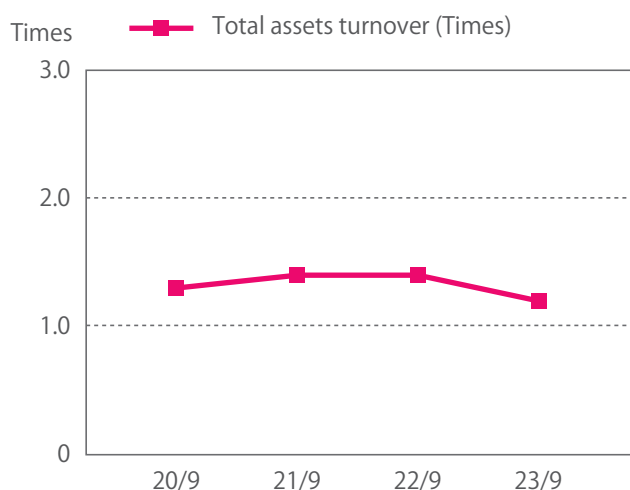
Operating income to net sales
/ Ordinary income to net sales
/ Net income to net sales



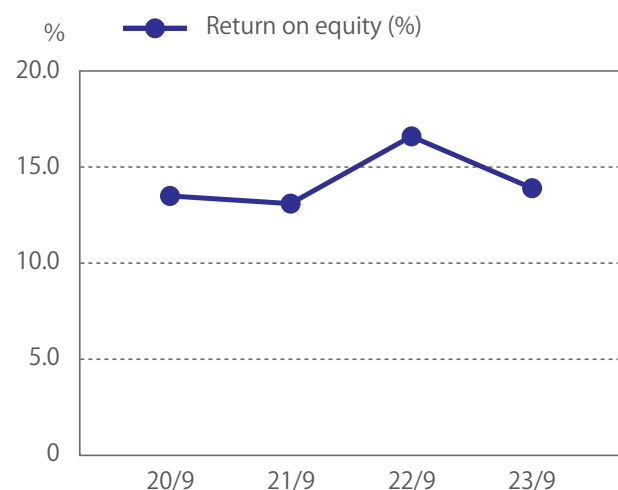
Ordinary income to total assets
/ Net income to total assets



Total assets turnover



Return on equity



	20/9	21/9	22/9	23/9
Operating income to net sales (%)	4.3	4.8	4.8	5.0
Ordinary income to net sales (%)	4.0	5.1	5.6	5.4
Net income to net sales (%)	2.4	2.5	3.5	3.6
Ordinary income to total assets (%)	5.3	6.9	7.9	6.8
Net income to total assets (%)	3.2	3.4	4.9	4.5
Total assets turnover (Times)	1.3	1.4	1.4	1.2
Return on equity (%)	13.5	13.1	16.6	13.9